

2012 Results of Danish accounting farms

Dorte Hækkerup

Pacioli 21, Sweden, 22nd – 25th of September, 2013

 STATISTICS
DENMARK



Main focus on full-time farms

- Full-time farms – 12.435 farms
(1665 working hours)
 - Conventional agriculture farms – 10.981 farms
 - Organic agriculture farms – 637 farms
 - Horticulture – 817 farms
- Part-time farms – 20.075 farms

 STATISTICS
DENMARK

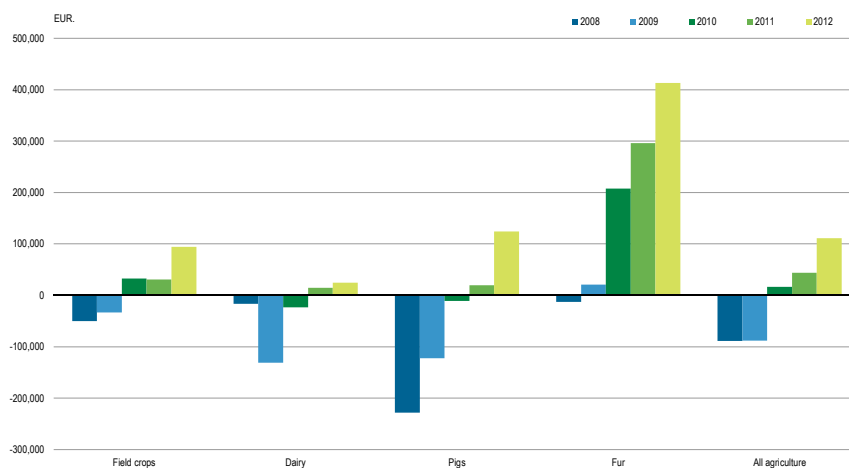


2

Significantly higher profits in 2012

- Average family farm income for full-time agriculture farms **107.226 EUR**
 - ↗ 63.874 EUR higher than 2011
- The explanation is higher prices, particularly for grain, pork and fur
- Calculated family remuneration is 57.823 EUR ↗ that means 49.403 EUR to return on the farmer's capital

Average family farm income conventional full-time farms



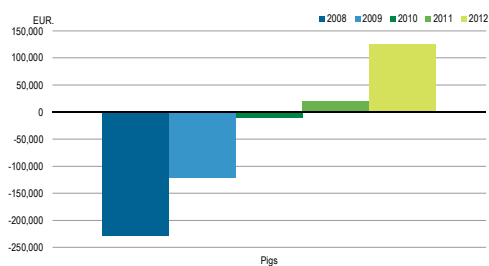
Remarkable result for fur farms

- Average family farm income on 413.271 EUR
- Degree of profitability on 20,1%

$$\frac{(\text{Operating profit} + \text{general subsidies} - \text{family remuneration})}{\text{average agricultural assets}} * 100$$

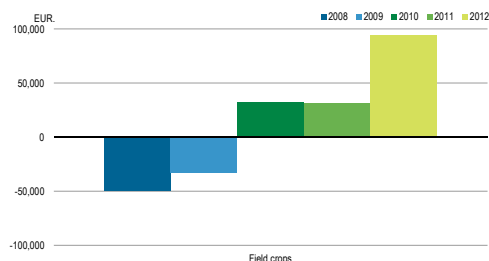
Pig farms show best result in years

- Average family farm income on 124.263 EUR
- Degree of profitability on 3,9%



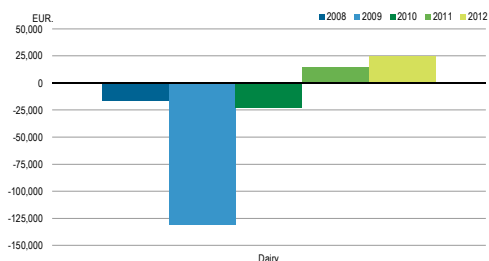
Field crops with high prices on cereal

- In 2012 prices on cereal is increased by 57%
- Average family farm income on 94.236 EUR
- Degree of profitability 2,8 %



Small increase for dairy farms

- Average family farm income on 24.799 EUR
- After family remuneration a **minus on 41.957 EUR**
- Dairy cattle still doesn't pay for the invested capital



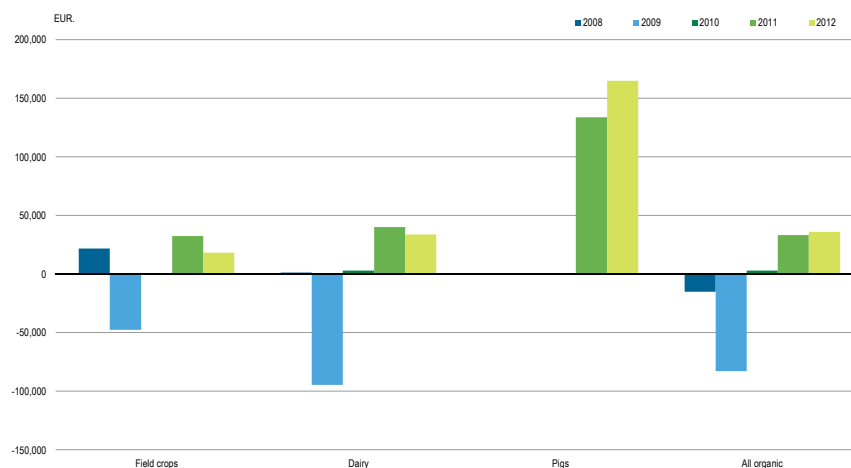
Conventional compared to Organic

Full-time farms

Family farm income, EUR	Dairy	Pigs	Field crops
Conventional	24.799	124.263	94.236
Organic	33.778	164.999	18.380

Degree of profitability, %	Dairy	Pigs	Field crops
Conventional	2,05	3,87	2,83
Organic	2,13	4,64	2,05

Average family farm income organic full-time farms



Horticulture – family farm income



2012 overall progress in Danish agriculture

